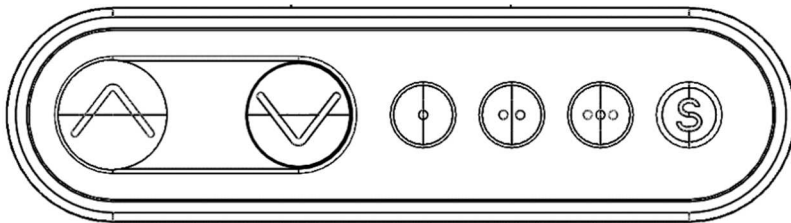








Operation of the MA type control

MA-version:

The control is divided into parallel and memory drive. The two arrow buttons are used for parallel drive and the last four buttons for memory drive/storing memory.



-  Parallel up
-  Parallel down
-  Store memory
-  Memory 1
-  Memory 2
-  Memory 3

Parallel drive

The arrow buttons start parallel drive. The function is only activated when holding the button down.

Store memory

- Press S — button
- Within two seconds press one of the small buttons with dots and the position will be stored at this button.

Memory drive (small buttons with dots)

Press one of the memory buttons and the system will start driving to the pre-programmed memory position. Keep the button pressed until the position is reached.