










MY SPACE acoustic furniture

CABLE MANAGEMENT GUIDELINES



! All electrical installations should be done by a qualified person in accordance with local regulation.

- Electric power limits, of how much power sockets can be plugged into one mains socket, without overloading it, varies from country. Read the following information!

Market	Plug / Power cable	Power socket type	Max power (V x A)	Recommended / Legal maximum number of sockets fed from 1 plug	National standard	OCP* requirement
EU	Type E (16A)  To GST18i3 Female Cable core 1,5mm ²	Type F  Schuttered Schuko (German)	230V x 16A = 3680W	Maximum of 8 power sockets would be considered as safe and reasonable limit on a same shared circuit. More sockets (10-16) would be possible if on a dedicated circuit intended to use only office equipment such as laptops, tablets, phone chargers (less than 200W). Although this fully depends on the load of the equipment on a circuit as whole.	N/A	N/A
FR	Type E (16A)  To GST18i3 Female Cable core 1,5mm ²	Type E  French/Belgian	230V x 16A = 3680W	Maximum of 8 power sockets would be considered as safe and reasonable limit on a same shared circuit. More sockets (10-16) would be possible if on a dedicated circuit intended to use only office equipment such as laptops, tablets, phone chargers (less than 200W). Although this fully depends on the load of the equipment on a circuit as whole.	N/A	N/A
UK	Type G (13A)  To GST18i3 Female Cable core 1,5mm ²	Type G  UK socket Fused (3,15A)	230V x 13A = 2990W	Maximum 6 fused (3,15A) power sockets can be fed from single starter cable in office and education environments.	BS 6396:2008+A1:2015 Electrical systems in office furniture and educational furniture	N/A
CH	Type J (10A)  To GST18i3 Female Cable core 1,5mm ²	Type J  Swiss socket	230V x 10A = 2300W	Maximum of 6 power sockets would be considered as safe and reasonable limit on a same shared circuit. More sockets (8-10) would be possible if on a dedicated circuit intended to use only office equipment such as laptops, tablets, phone chargers (less than 200W). Although this fully depends on the load of the equipment on a circuit as whole.	SEV 1011 Swiss national standard for plugs and sockets for domestic use and similar purposes	For units hardwired to a plug with 2 or more sockets being fed from it (10A OCP)
EU FR UK CH	Cable core 1mm ² (European markets)	Type A+C (25W)  Twin USB fast charger	3680W 3680W 2990W 2300W 1800W	EU – max 30 sockets FR – max 30 sockets UK – max 30 sockets CH – max 20 sockets US – max 20 sockets	UL62368-1 Standard for Audio/ video, information and communication technology equipment Part 1: Safety requirements	N/A

*Over Current Protection. Read the following information.

STARTER CABLES WITH OCP

Over current protection (OCP) fulfills statutory requirements:

- For Switzerland for more than 1 socket (SEV 1011).

OCP device is hardwired into starter cables and designed to open the internal contacts in the event of a current flow in excess of the rated current according to its time/current characteristics. This protects the device from damage, should a surge occur. It can also provide loadside protection to devices that are connected to higher rated supply side circuits.



A thermo bimetallic strip, which has the advantage of being immune to high inrush currents and line transients, is heated by over current and deflects thereby releasing the latch mechanism. The contacts open even if the reset button is manually held in the closed position. This is known as trip-free mechanism. The contacts open and close with a positive snap action and the tripped state is clearly indicated by the extended projection of the reset button.

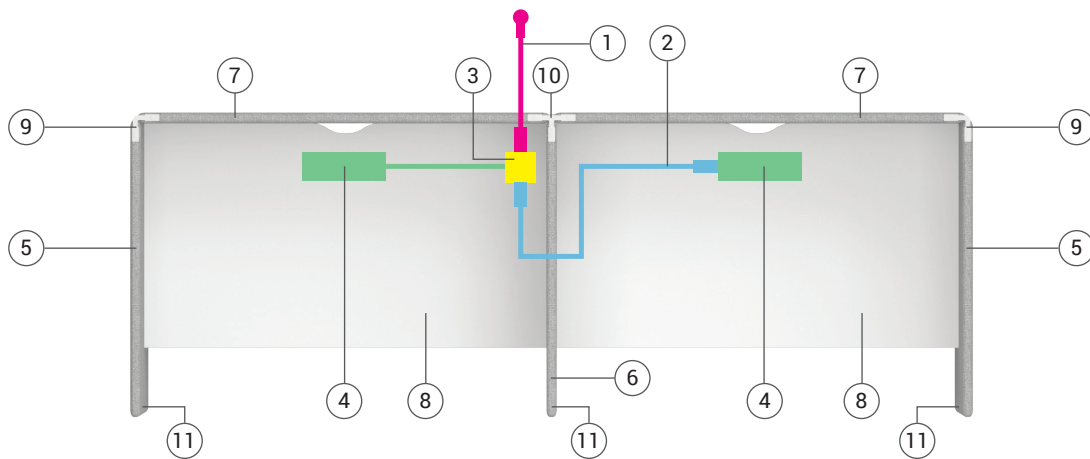
POWER UNIT WITH RJ45 SOCKET

Power Units which have integrated RJ45 Data socket have hardwired Cat6 cable on one end. Cable is 2 meters long and has a 8P8C plug. Such Power Unit only has male GST18i3 entry and serial connection of such Power Units is not possible. Data extension cables are not provided or sold by NARBUTAS.














There are many solutions of how to manage electric power cables with GST18i3 connectors. See below a few of the examples.

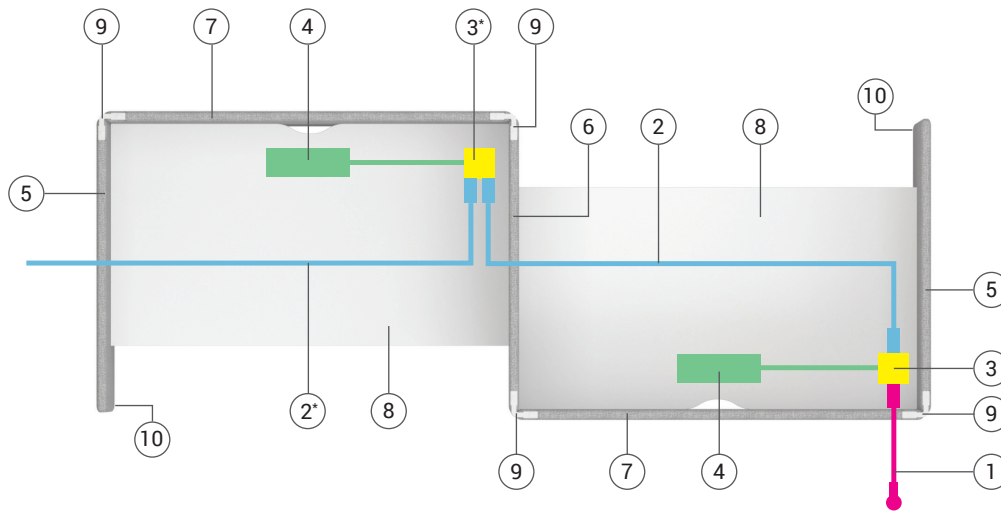
ORDERING EXAMPLE 1













Pricelist item's selection

	Description	Code	Quantity
1	 Power supply cable	ZZZ346/ ZZZ347/ ZCH001/ ZCH002	1 pc.
2	 Extension cable, 2 m	ZZZ349	1 pc.
3	 Distributor block (1 IN, 2 OUT), w/ extension cable, 0,5 m	ZZZ351	1 pc.
4	 Power unit (3 x AC power sockets)	ZZZ355	2 pcs.
5	 Screen with desktop fittings for one side	ASU081	2 pcs.
6	 Screen with desktop fittings for two sides and Ø 80 mm grommet	ASU082	1 pc.
7	 Screen with desktop fittings for one side	ASU141	2 pcs.
8	 Desktop with a cut-out for wire management and metal frame	ASD140	2 pcs.
9	 Metal leg "L" (90°) and top joint	ASZ008	2 pcs.
10	 Metal leg "T" (90°) and top joint	ASZ009	1 pc.
11	 Metal leg "O"	ASZ007	3 pcs.

ORDERING EXAMPLE 2

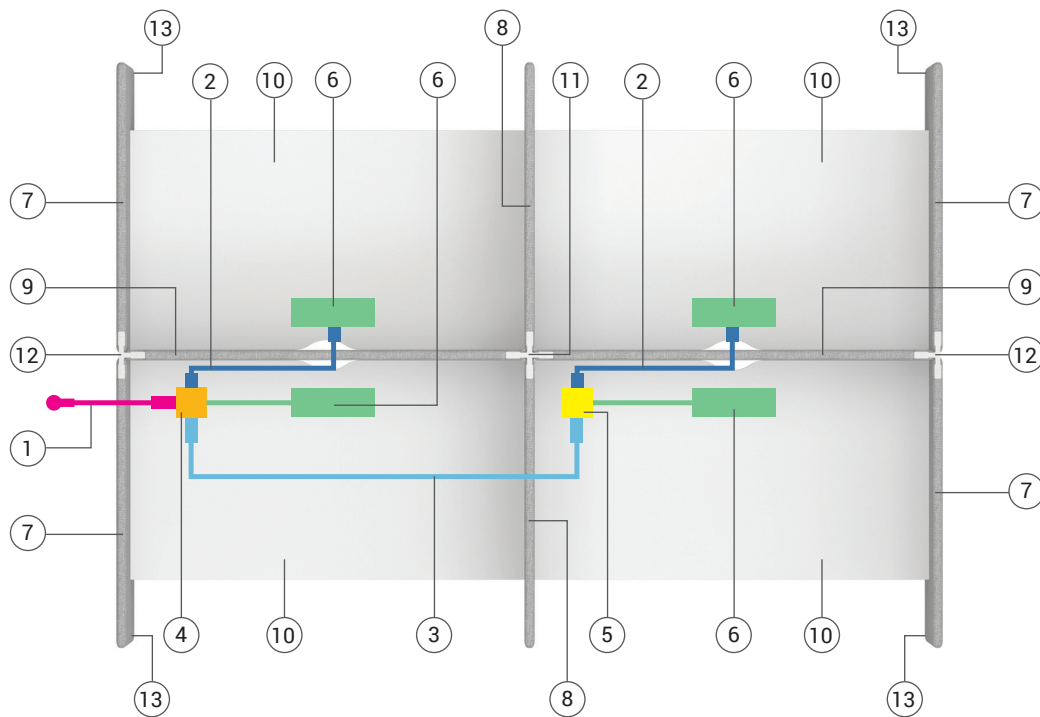


Pricelist item's selection







		Description	Code	Quantity
1		Power supply cable	ZZZ346/ ZZZ347/ ZCH001/ ZCH002	1 pc.
2		Extension cable, 2 m	ZZZ349	1 pc. or 2 pcs.*
3		Distributor block (1 IN, 2 OUT), w/ extension cable, 0,5 m	ZZZ351	1 pc. or 2 pcs.*
4		Power unit (2 x AC power sockets, 1 x RJ45)	ZZZ356	2 pcs.
5		Screen with desktop fittings for one side	ASU081	2 pcs.
6		Screen with desktop fittings for two sides and Ø 80 mm grommet	ASU082	1 pc.
7		Screen with desktop fittings for one side	ASU141	2 pcs.
8		Desktop with a cut-out for wire management and metal frame	ASD080	2 pcs.
9		Metal leg "L" (90°) and top joint	ASZ008	4 pcs.
10		Metal leg "O"	ASZ007	2 pcs.








* Components marked with asterisk symbol are needed to further extend the combination.

ORDERING EXAMPLE 3

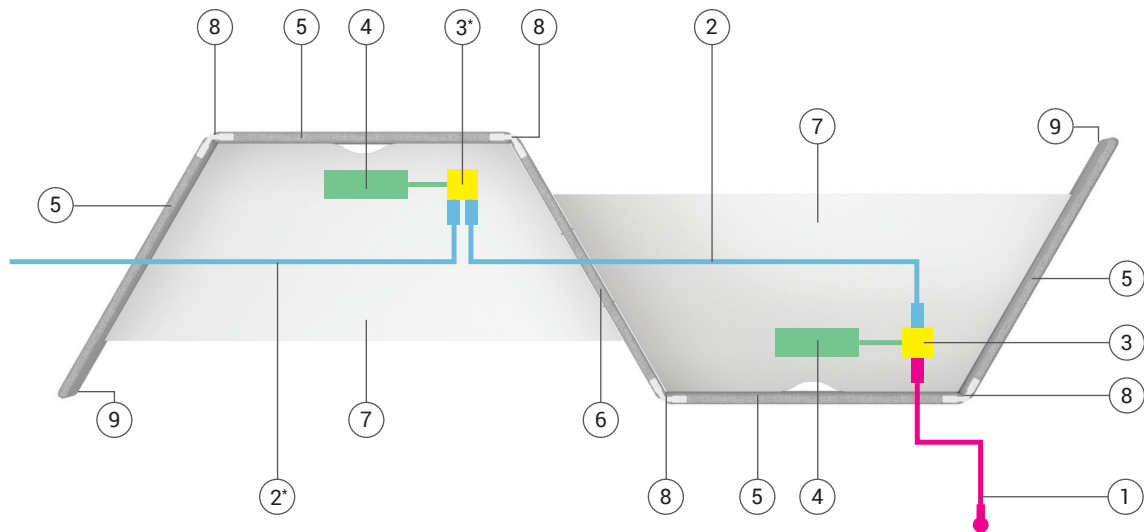


Pricelist item's selection










	Description	Code	Quantity
1	 Power supply cable	ZZZ346/ ZZZ347/ ZCH001/ ZCH002	1 pc.
2	 Extension cable, 1 m	ZZZ348	2 pcs.
3	 Extension cable, 2 m	ZZZ349	1 pc.
4	 Distributor block (1 IN, 3 OUT), w/ extension cable, 0,5 m	ZZZ364	1 pc.
5	 Distributor block (1 IN, 2 OUT), w/ extension cable, 0,5 m	ZZZ351	1 pc.
6	 Power unit (2 x AC power sockets, 1 x RJ45)	ZZZ356	4 pcs.

		Description	Code	Quantity
7		Screen with desktop fittings for one side	ASU081	4 pcs.
8		Screen with desktop fittings for two sides and Ø 80 mm grommet	ASU082	2 pcs.
9		Screen with desktop fittings for two sides and Ø 80 mm grommet	ASU142	2 pcs.
10		Desktop with a cut-out for wire management and metal frame	ASD140	4 pcs.
11		Metal leg "X" (90°) and top joint	ASZ010	1 pc.
12		Metal leg "T" (90°) and top joint	ASZ009	2 pcs.
13		Metal leg "O"	ASZ007	6 pcs.

ORDERING EXAMPLE 4

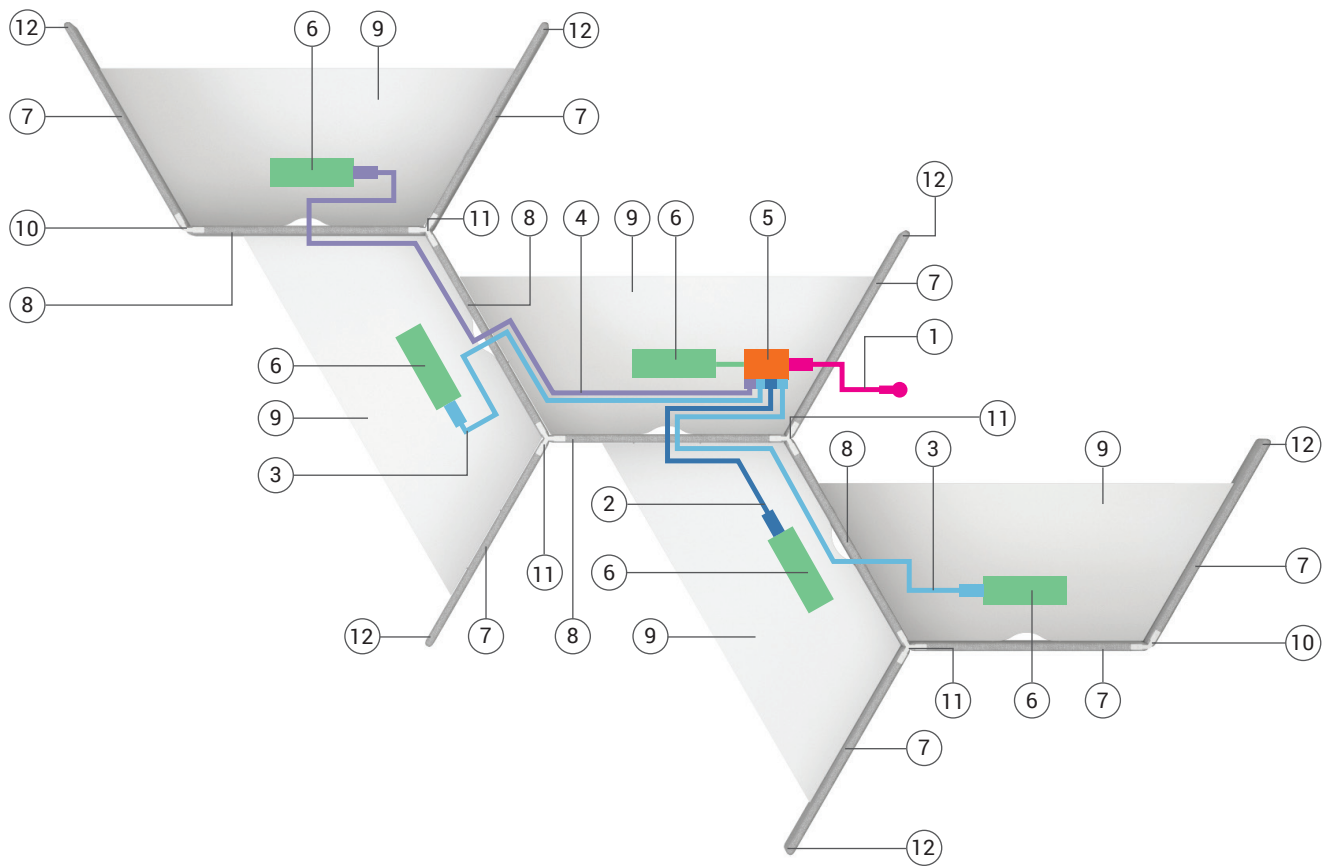


Pricelist item's selection







	Description	Code	Quantity
1	 Power supply cable	ZZZ346/ ZZZ347/ ZCH001/ ZCH002	1 pc.
2	 Extension cable, 2 m	ZZZ349	1 pc. or 2 pcs.*
3	 Distributor block (1 IN, 2 OUT), w/ extension cable, 0,5 m	ZZZ351	1 pc. or 2 pcs.*
4	 Power unit (2 x AC power sockets, 1 x RJ45)	ZZZ356	2 pcs.
5	 Screen with desktop fittings for one side	ASU101	4 pcs.
6	 Screen with desktop fittings for two sides and Ø 80 mm grommet	ASU102	1 pc.
7	 Desktop with a cut-out for wire management and metal frame	ASD190	2 pcs.
8	 Metal leg "V" (120°) and top joint	ASZ012	4 pcs.
9	 Metal leg "O"	ASZ007	2 pcs.







* Components marked with asterisk symbol are needed to further extend the combination.

ORDERING EXAMPLE 5

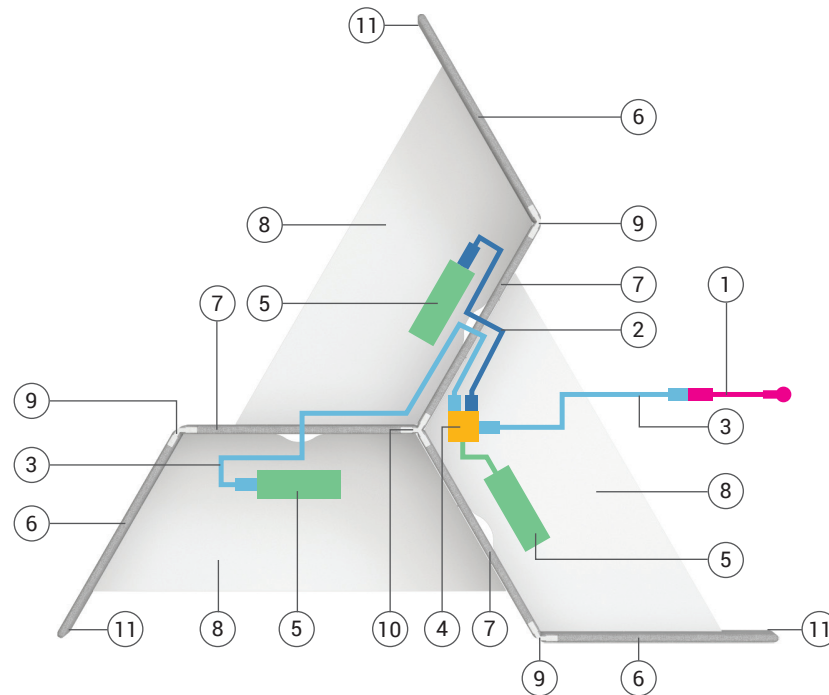


Pricelist item's selection

	Description	Code	Quantity
1	 Power supply cable	ZZZ346/ ZZZ347/ ZCH001/ ZCH002	1 pc.
2	 Extension cable, 1 m	ZZZ348	1 pc.
3	 Extension cable, 2 m	ZZZ349	2 pcs.
4	 Extension cable, 3 m	ZZZ350	1 pc.
5	 Distributor block (1 IN, 5 OUT), w/ extension cable, 0,5 m	ZZZ365	1 pc.
6	 Power unit (1 x AC power socket, 1 x RJ45, 1 x USB-A+C)	ZZZ358	5 pcs.

		Description	Code	Quantity
7		Screen with desktop fittings for one side	ASU101	7 pcs.
8		Screen with desktop fittings for two sides and Ø 80 mm grommet	ASU102	4 pcs.
9		Desktop with a cut-out for wire management and metal frame	ASD170	5 pcs.
10		Metal leg "V" (120°) and top joint	ASZ012	2 pcs.
11		Metal leg "Y" (120°) and top joint	ASZ013	4 pcs.
12		Metal leg "O"	ASZ007	6 pcs.

ORDERING EXAMPLE 6



Pricelist item's selection

		Description	Code	Quantity
1		Power supply cable	ZZZ346/ ZZZ347/ ZCH001/ ZCH002	1 pc.
2		Extension cable, 1 m	ZZZ348	1 pc.
3		Extension cable, 2 m	ZZZ349	2 pcs.
4		Distributor block (1 IN, 3 OUT), w/ extension cable, 0,5 m	ZZZ364	1 pc.
5		Power unit (2 x AC power socket, 1 x USB-A+C)	ZZZ357	3 pcs.
6		Screen with desktop fittings for one side	ASU101	3 pcs.
7		Screen with desktop fittings for two sides and Ø 80 mm grommet	ASU102	3 pcs.
8		Desktop with a cut-out for wire management and metal frame	ASD170	3 pcs.
9		Metal leg "V" (120°) and top joint	ASZ012	3 pcs.
10		Metal leg "Y" (120°) and top joint	ASZ013	1 pc.
11		Metal leg "O"	ASZ007	3 pcs.