
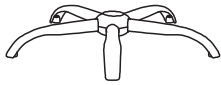


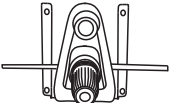



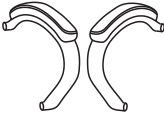






DPA617KTAG

Assembly Instruction

Thank you for purchasing our products.

Please read the assembly instructions carefully before assembling.

A*5 	B*1 
C*1 	D*1 
E*1 	F*2 
G*1 	H*1 
I*1(L&R) 	J*4  M6*20MM
K*4  M6*30MM	L*4  M8*50MM
M*4 	I*2 